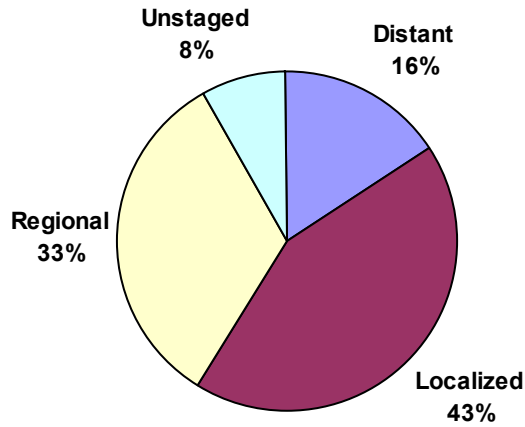


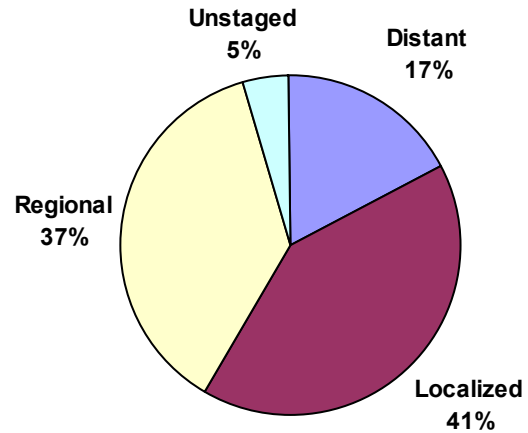
# Colorectal Cancer: Stage of Disease at Diagnosis

Residents of Health District and Utah (Statewide), 1991-2000

**Bear River Health District**

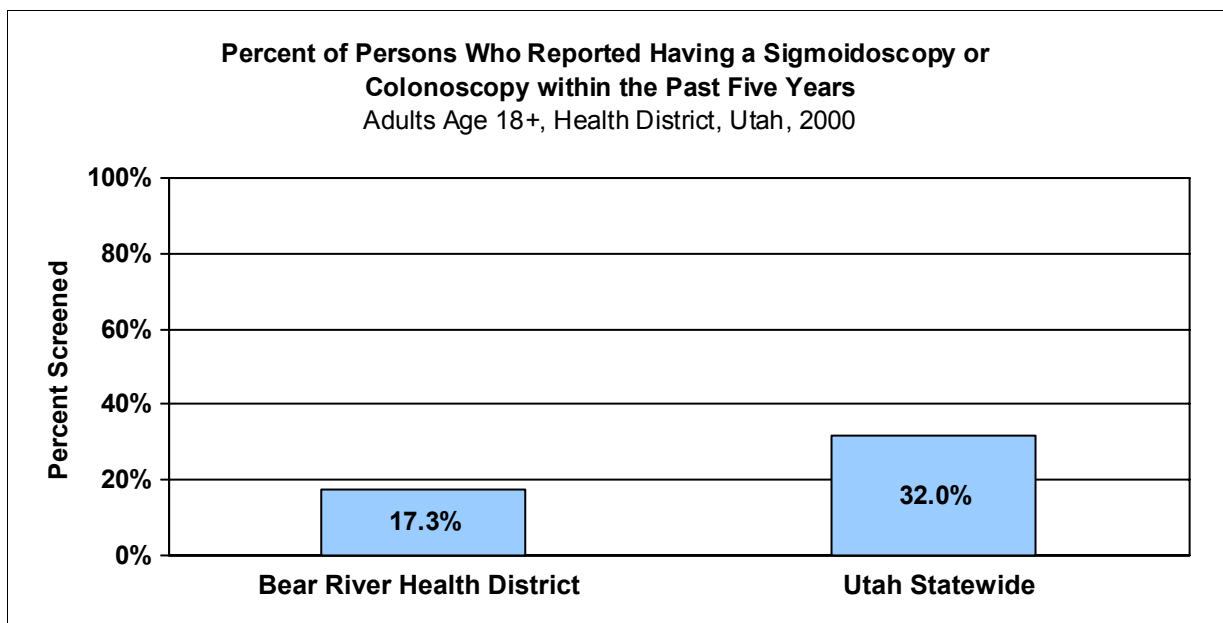


**Utah Statewide**



Stage at Diagnosis	Bear River Health District		Utah	
	Count	Percent	Count	Percent
Localized	154	42.66%	2421	40.70%
Regional	120	33.24%	2219	37.31%
Distant	58	16.07%	1037	17.43%
Unstaged	29	8.03%	271	4.56%

Source: Utah Cancer Registry.

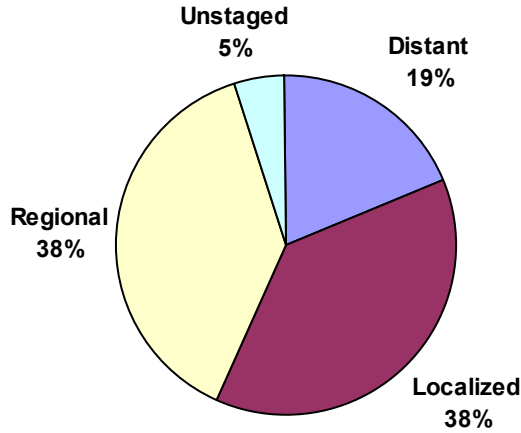


Source: Retrieved 01/2003 from Utah Department of Health, Center for Health Data, Indicator-Based Information System for Public Health Web Site: <http://health.utah.gov/ibis-ph/>.

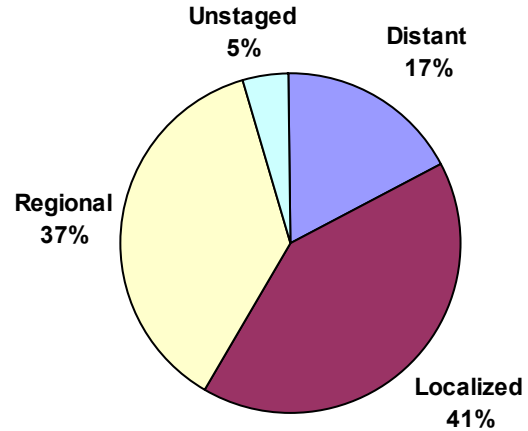
# Colorectal Cancer: Stage of Disease at Diagnosis

Residents of Health District and Utah (Statewide), 1991-2000

**Central Utah Health District**

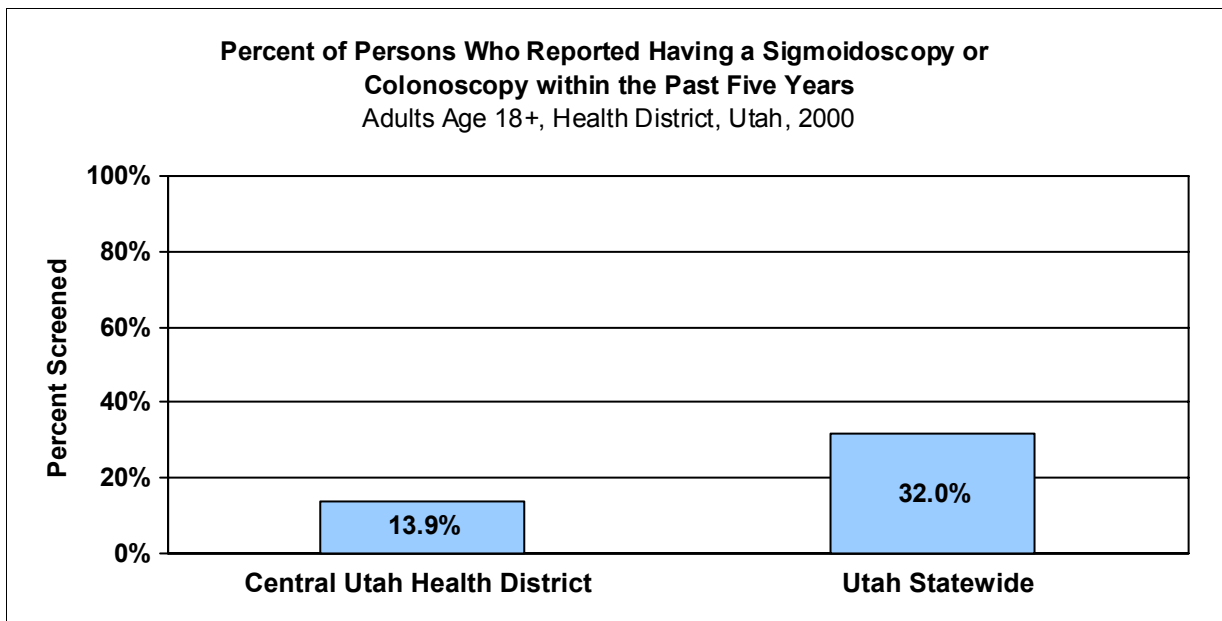


**Utah Statewide**



Stage at Diagnosis	Central Utah Health District		Utah	
	Count	Percent	Count	Percent
Localized	86	37.55%	2421	40.70%
Regional	89	38.86%	2219	37.31%
Distant	43	18.78%	1037	17.43%
Unstaged	11	4.80%	271	4.56%

Source: Utah Cancer Registry.

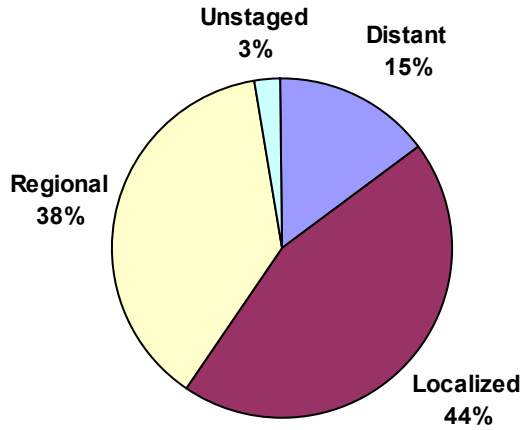


Source: Retrieved 01/2003 from Utah Department of Health, Center for Health Data, Indicator-Based Information System for Public Health Web Site: <http://health.utah.gov/ibis-ph/>.

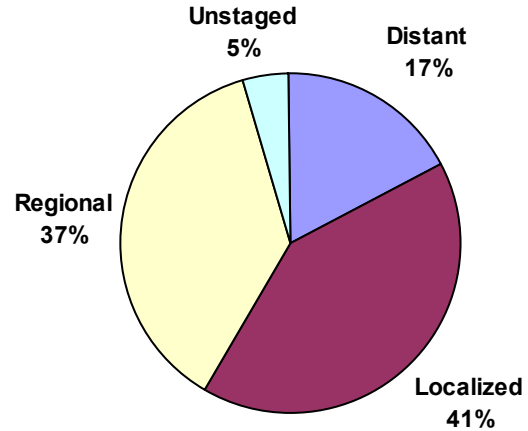
# Colorectal Cancer: Stage of Disease at Diagnosis

Residents of Health District and Utah (Statewide), 1991-2000

**Davis County Health District**

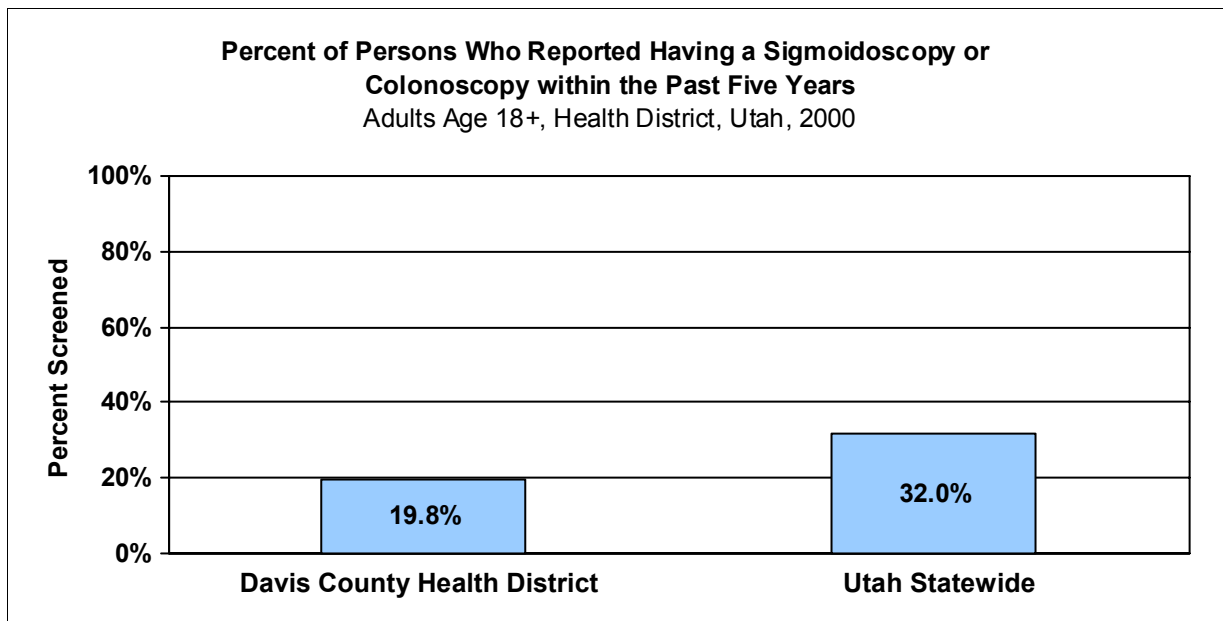


**Utah Statewide**



Stage at Diagnosis	Davis County Health District		Utah	
	Count	Percent	Count	Percent
Localized	221	43.94%	2421	40.70%
Regional	193	38.37%	2219	37.31%
Distant	76	15.11%	1037	17.43%
Unstaged	13	2.58%	271	4.56%

Source: Utah Cancer Registry.

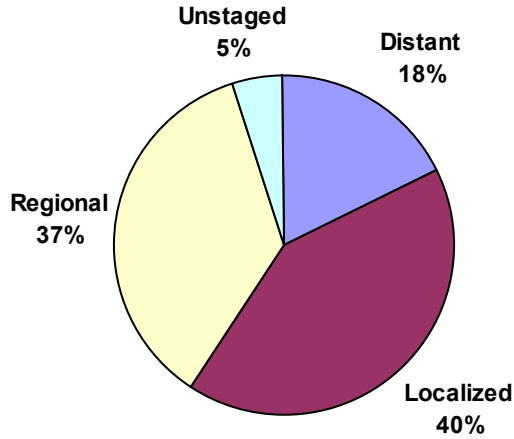


Source: Retrieved 01/2003 from Utah Department of Health, Center for Health Data, Indicator-Based Information System for Public Health Web Site: <http://health.utah.gov/ibis-ph/>.

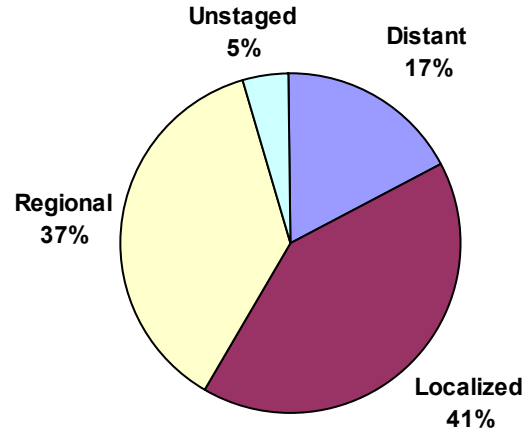
# Colorectal Cancer: Stage of Disease at Diagnosis

Residents of Health District and Utah (Statewide), 1991-2000

**Salt Lake County Health District**

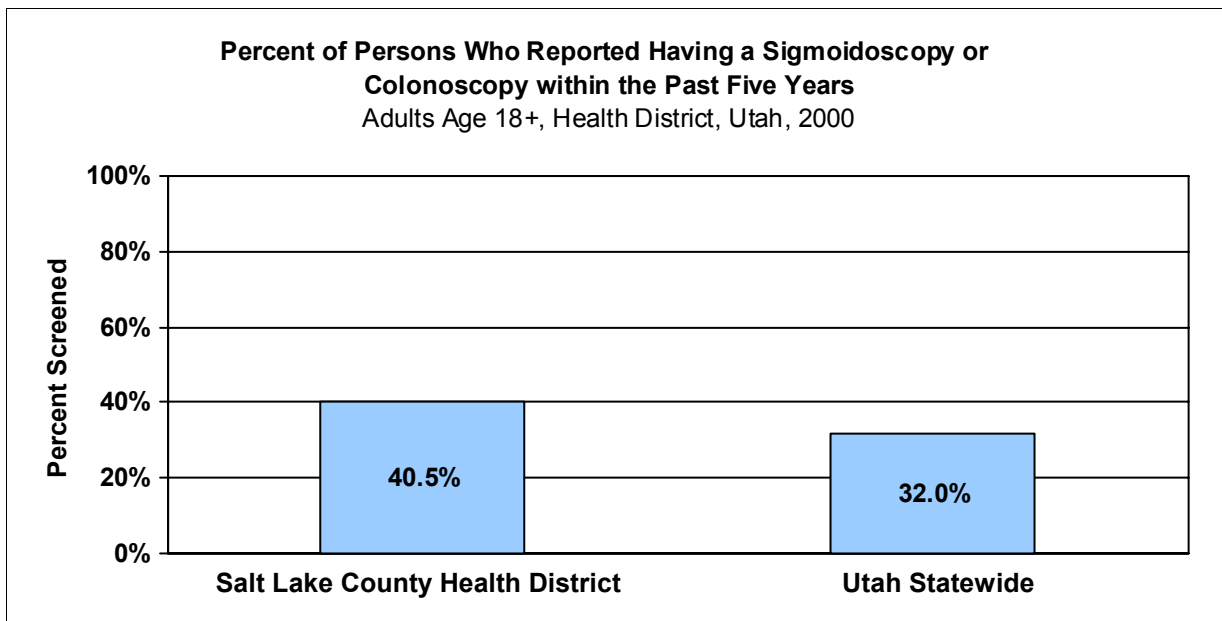


**Utah Statewide**



Stage at Diagnosis	Salt Lake County Health District		Utah	
	Count	Percent	Count	Percent
Localized	1049	40.80%	2421	40.70%
Regional	939	36.52%	2219	37.31%
Distant	463	18.01%	1037	17.43%
Unstaged	120	4.67%	271	4.56%

Source: Utah Cancer Registry.

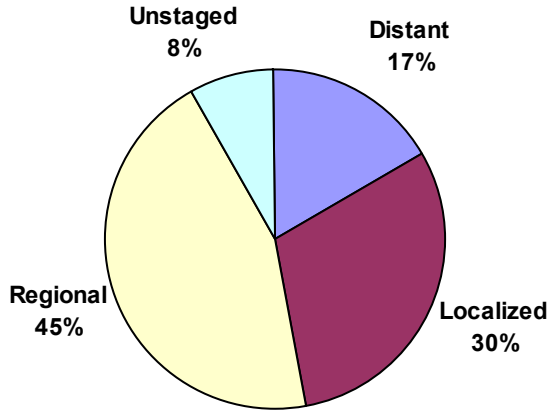


Source: Retrieved 01/2003 from Utah Department of Health, Center for Health Data, Indicator-Based Information System for Public Health Web Site: <http://health.utah.gov/ibis-ph/>.

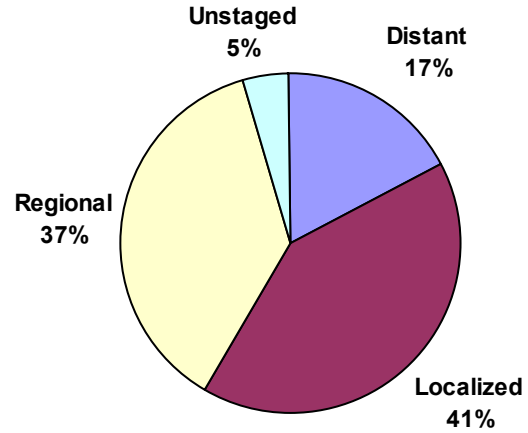
# Colorectal Cancer: Stage of Disease at Diagnosis

Residents of Health District and Utah (Statewide), 1991-2000

## Southeastern Health District

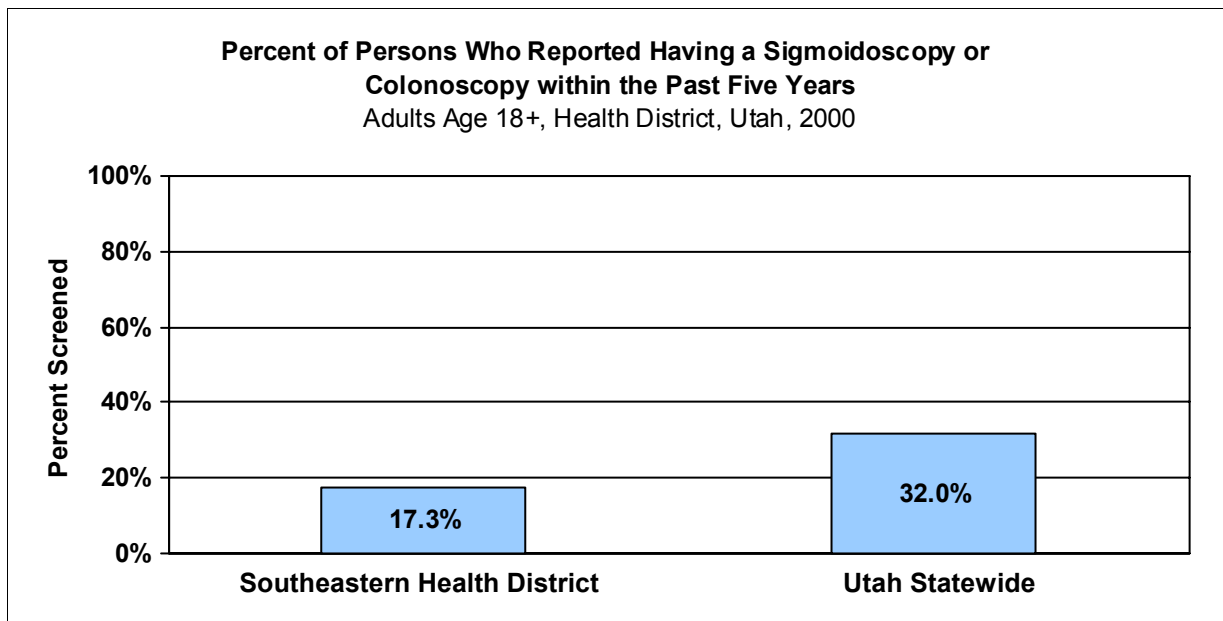


## Utah Statewide



Stage at Diagnosis	Southeastern Health District		Utah	
	Count	Percent	Count	Percent
Localized	56	29.79%	2421	40.70%
Regional	85	45.21%	2219	37.31%
Distant	32	17.02%	1037	17.43%
Unstaged	15	7.98%	271	4.56%

Source: Utah Cancer Registry.

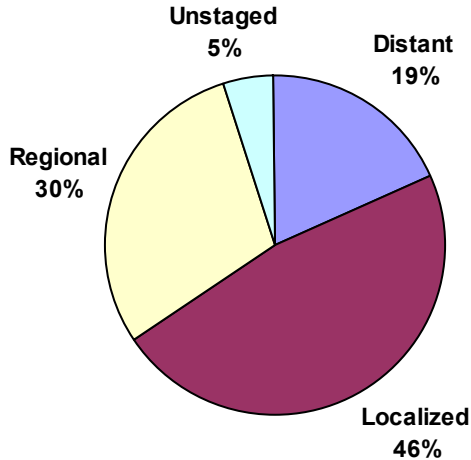


Source: Retrieved 01/2003 from Utah Department of Health, Center for Health Data, Indicator-Based Information System for Public Health Web Site: <http://health.utah.gov/ibis-ph/>.

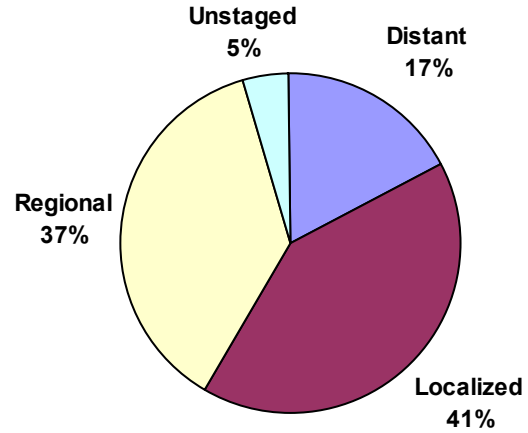
# Colorectal Cancer: Stage of Disease at Diagnosis

Residents of Health District and Utah (Statewide), 1991-2000

**Southwest Utah Health District**

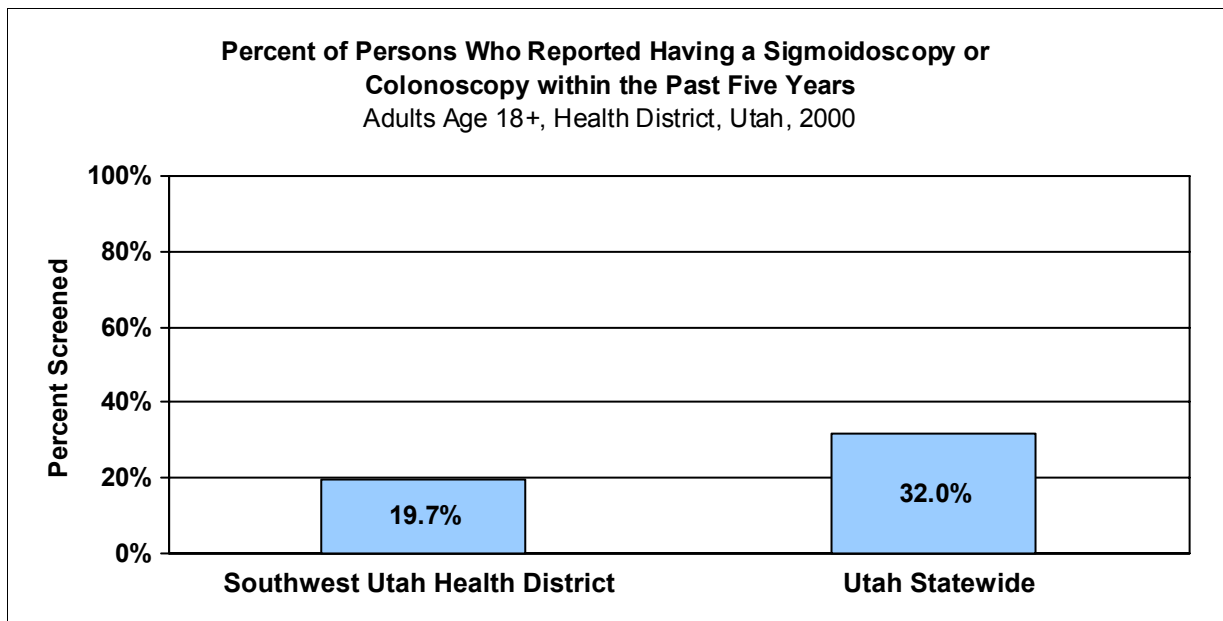


**Utah Statewide**



Stage at Diagnosis	Southwest Utah Health District		Utah	
	Count	Percent	Count	Percent
Localized	224	46.47%	2421	40.70%
Regional	145	30.08%	2219	37.31%
Distant	90	18.67%	1037	17.43%
Unstaged	23	4.77%	271	4.56%

Source: Utah Cancer Registry.

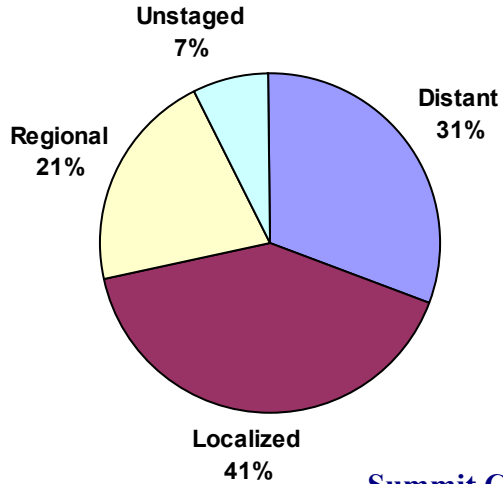


Source: Retrieved 01/2003 from Utah Department of Health, Center for Health Data, Indicator-Based Information System for Public Health Web Site: <http://health.utah.gov/ibis-ph/>.

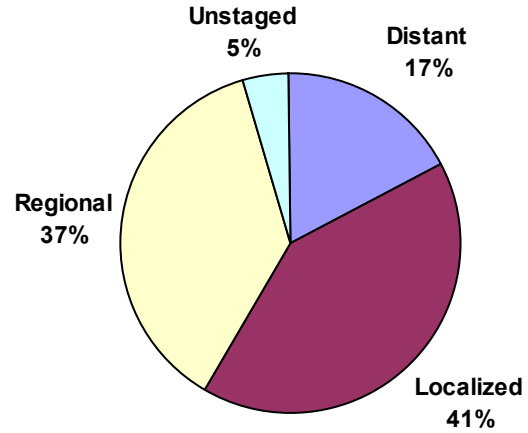
# Colorectal Cancer: Stage of Disease at Diagnosis

Residents of Health District and Utah (Statewide), 1991-2000

**Summit County Health District**

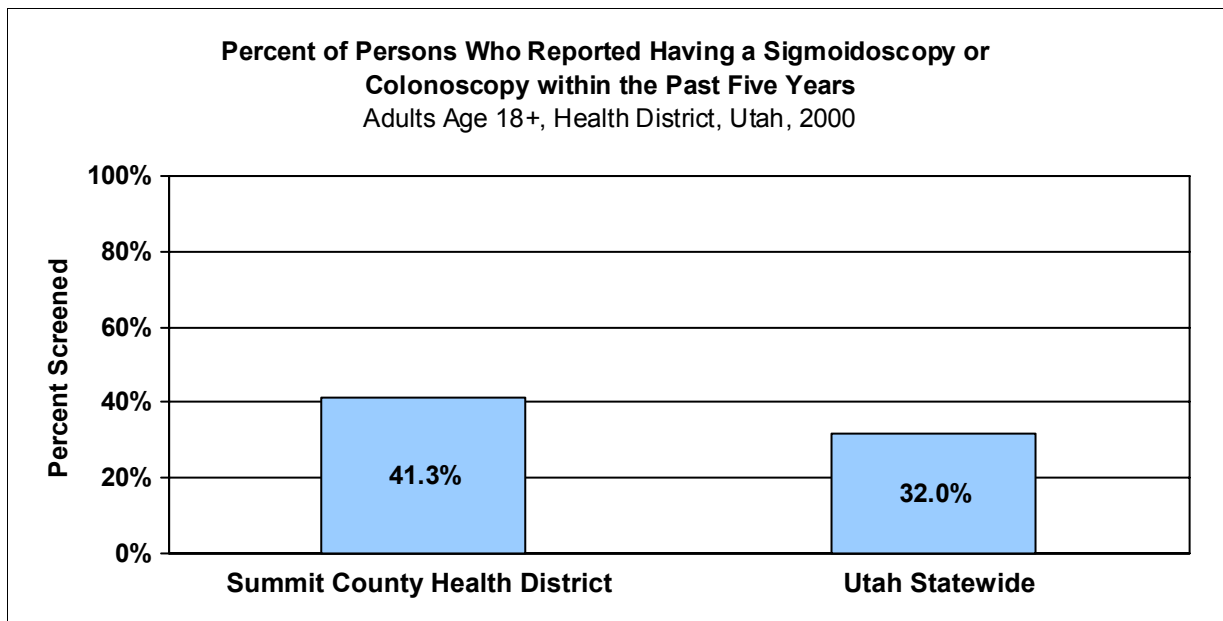


**Utah Statewide**



Stage at Diagnosis	Summit County Health District		Utah	
	Count	Percent	Count	Percent
Localized	17	40.48%	2421	40.70%
Regional	9	21.43%	2219	37.31%
Distant	13	30.95%	1037	17.43%
Unstaged	3	7.14%	271	4.56%

Source: Utah Cancer Registry.

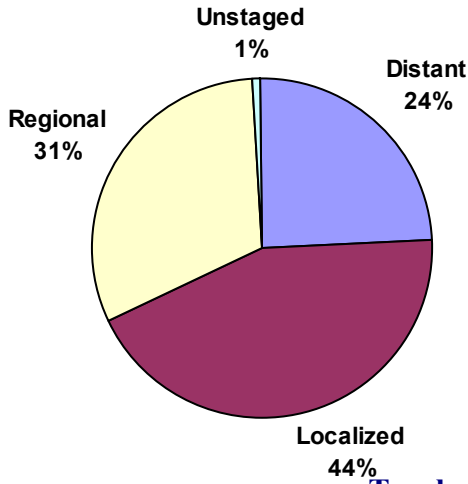


Source: Retrieved 01/2003 from Utah Department of Health, Center for Health Data, Indicator-Based Information System for Public Health Web Site: <http://health.utah.gov/ibis-ph/>.

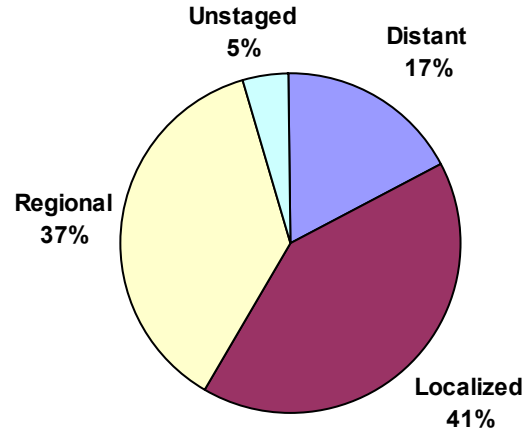
# Colorectal Cancer: Stage of Disease at Diagnosis

Residents of Health District and Utah (Statewide), 1991-2000

**Tooele County Health District**



**Utah Statewide**

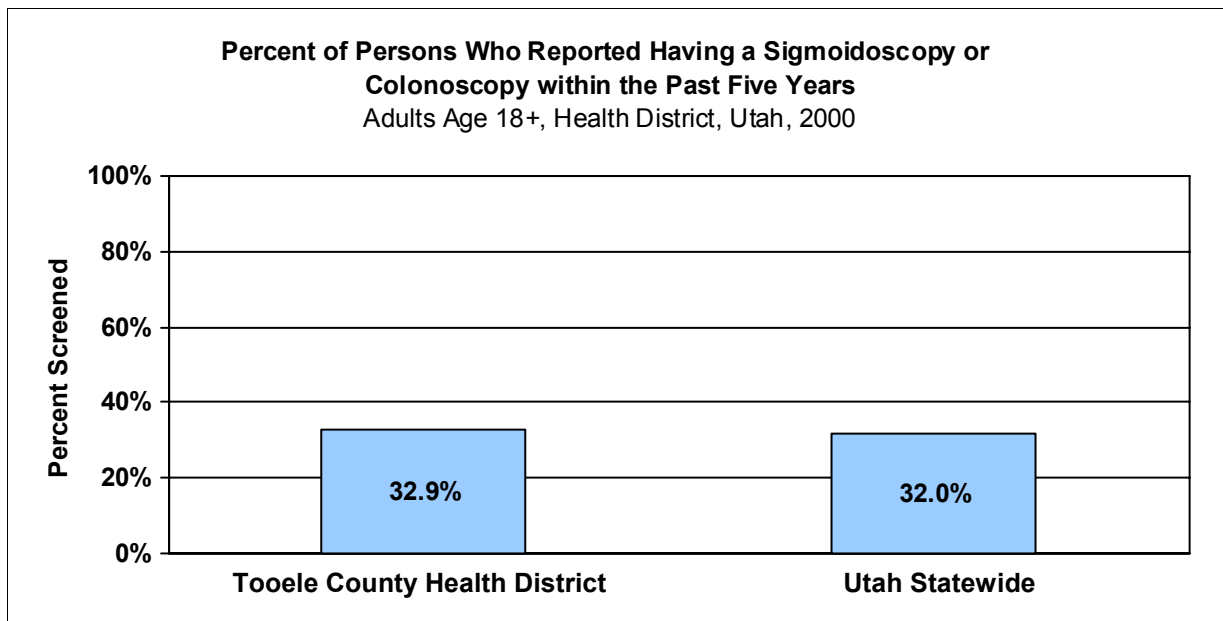


**Tooele County Health District**

**Utah**

Stage at Diagnosis	Count	Percent	Count	Percent
Localized	50	43.48%	2421	40.70%
Regional	36	31.30%	2219	37.31%
Distant	28	24.35%	1037	17.43%
Unstaged	1	0.87%	271	4.56%

Source: Utah Cancer Registry.

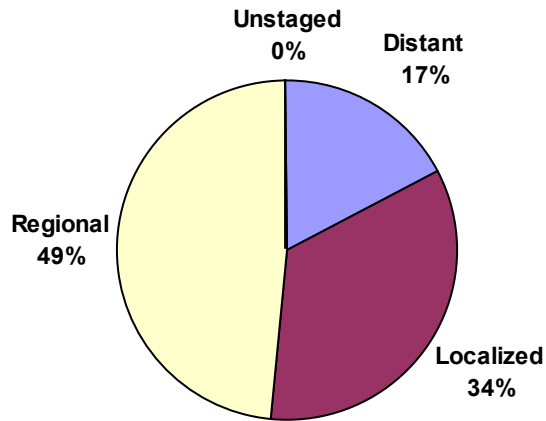


Source: Retrieved 01/2003 from Utah Department of Health, Center for Health Data, Indicator-Based Information System for Public Health Web Site: <http://health.utah.gov/ibis-ph/>.

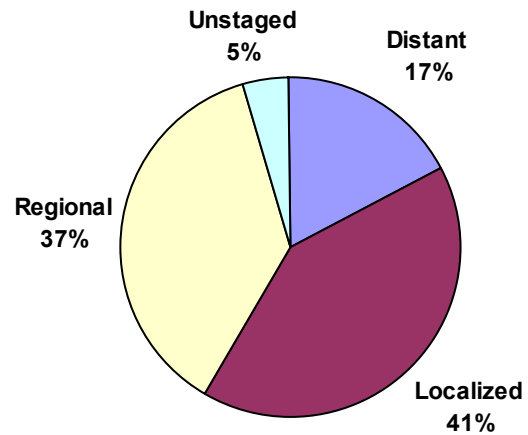
# Colorectal Cancer: Stage of Disease at Diagnosis

Residents of Health District and Utah (Statewide), 1991-2000

**Tri-County Health District**

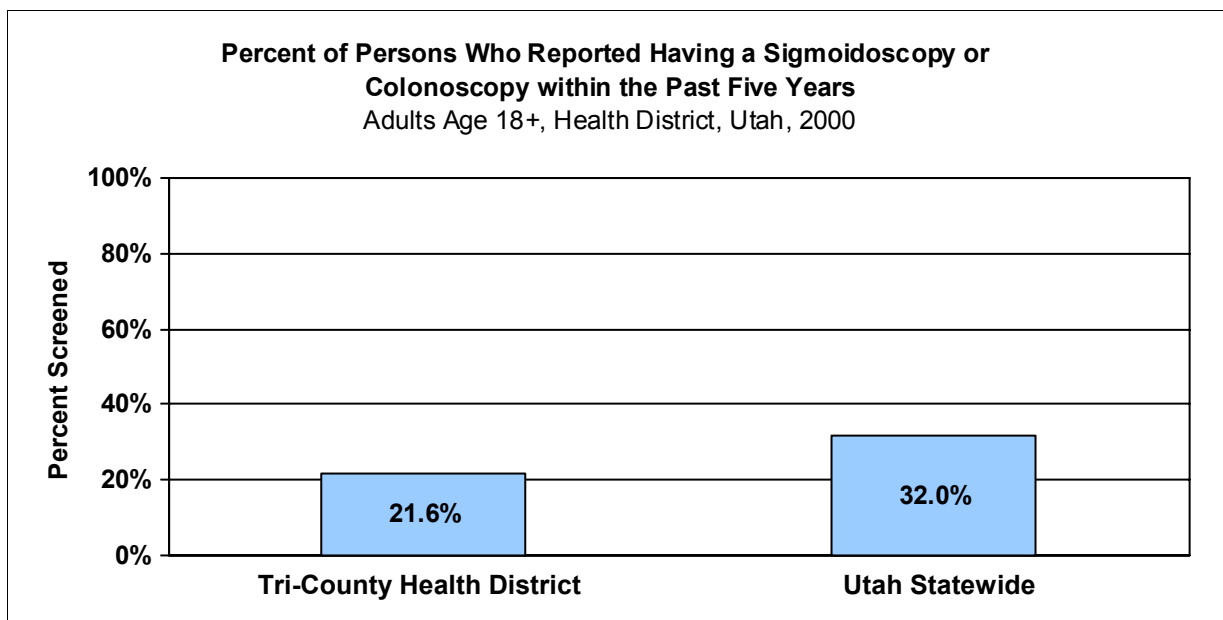


**Utah Statewide**



Stage at Diagnosis	Tri-County Health District		Utah	
	Count	Percent	Count	Percent
Localized	37	33.94%	2421	40.70%
Regional	53	48.62%	2219	37.31%
Distant	19	17.43%	1037	17.43%
Unstaged	0	0.00%	271	4.56%

Source: Utah Cancer Registry.

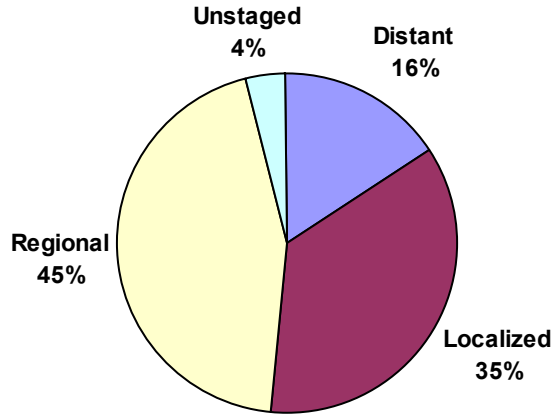


Source: Retrieved 01/2003 from Utah Department of Health, Center for Health Data, Indicator-Based Information System for Public Health Web Site: <http://health.utah.gov/ibis-ph/>.

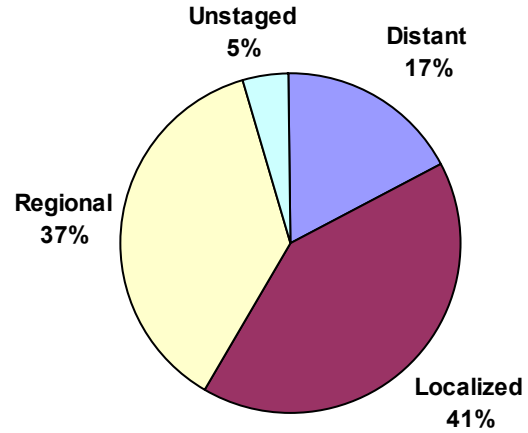
# Colorectal Cancer: Stage of Disease at Diagnosis

Residents of Health District and Utah (Statewide), 1991-2000

**Utah County Health District**

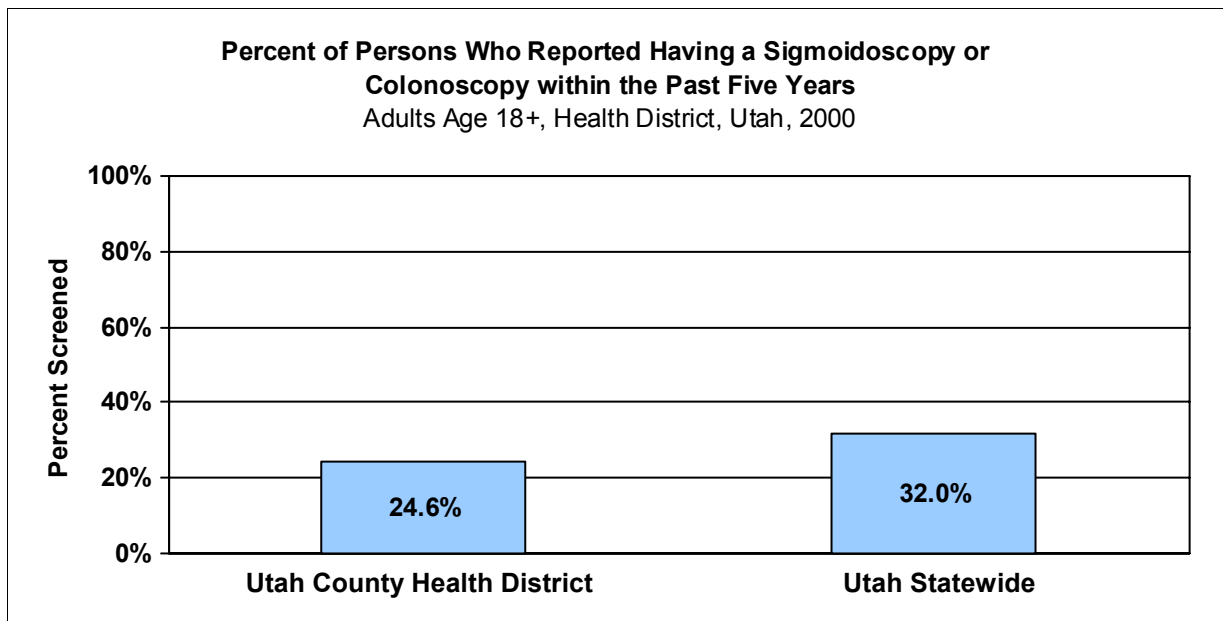


**Utah Statewide**



Stage at Diagnosis	Utah County Health District		Utah	
	Count	Percent	Count	Percent
Localized	238	35.31%	2421	40.70%
Regional	300	44.51%	2219	37.31%
Distant	109	16.17%	1037	17.43%
Unstaged	27	4.01%	271	4.56%

Source: Utah Cancer Registry.

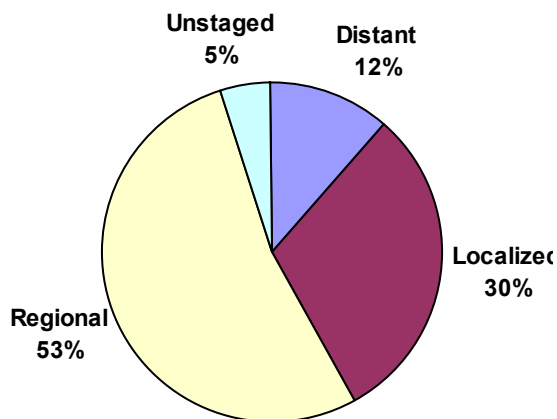


Source: Retrieved 01/2003 from Utah Department of Health, Center for Health Data, Indicator-Based Information System for Public Health Web Site: <http://health.utah.gov/ibis-ph/>.

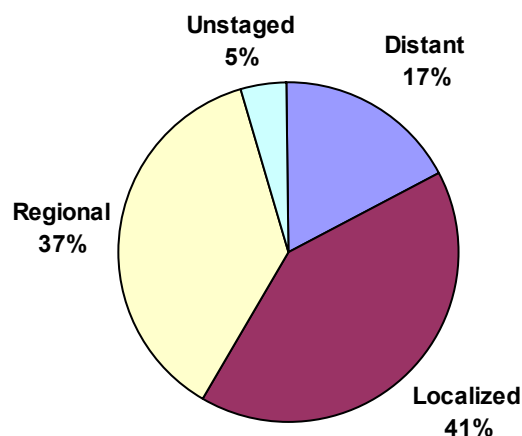
# Colorectal Cancer: Stage of Disease at Diagnosis

Residents of Health District and Utah (Statewide), 1991-2000

## Wasatch County Health District

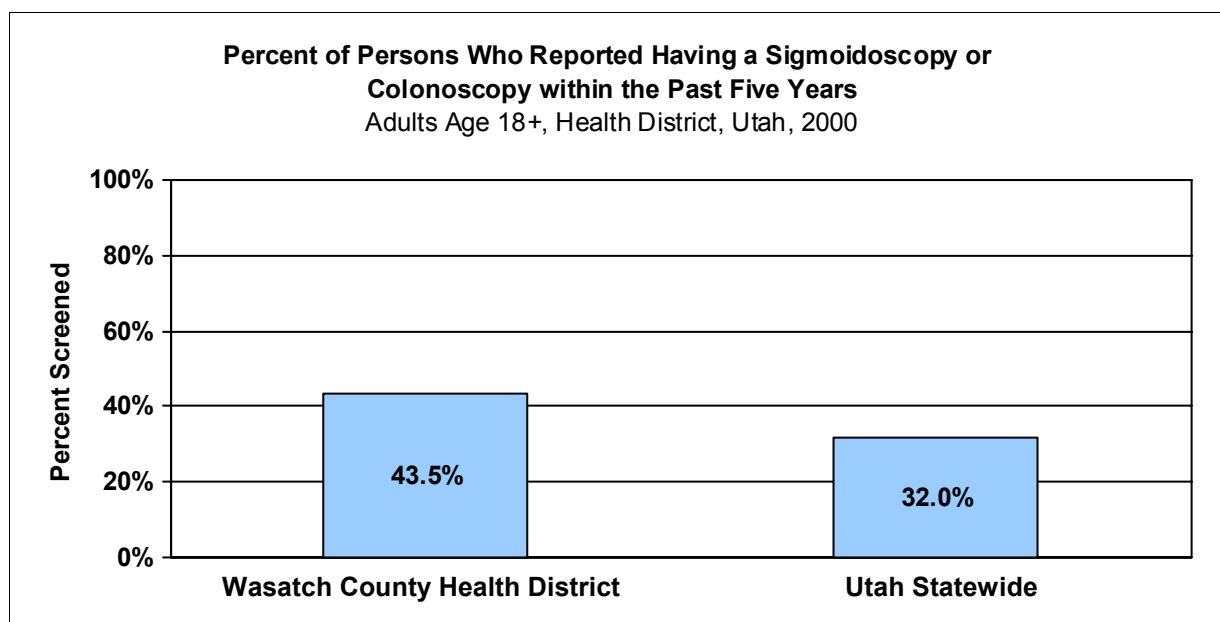


## Utah Statewide



Stage at Diagnosis	Wasatch County Health District		Utah	
	Count	Percent	Count	Percent
Localized	13	30.23%	2421	40.70%
Regional	23	53.49%	2219	37.31%
Distant	5	11.63%	1037	17.43%
Unstaged	2	4.65%	271	4.56%

Source: Utah Cancer Registry.

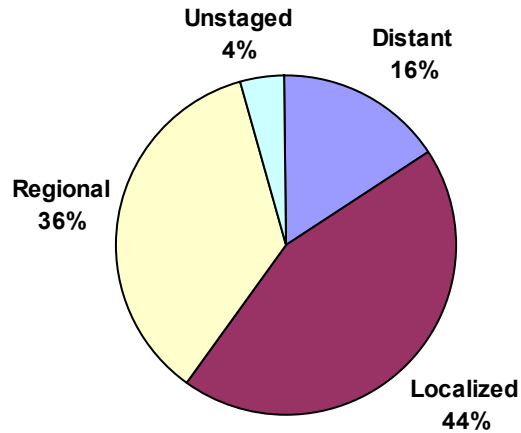


Source: Retrieved 01/2003 from Utah Department of Health, Center for Health Data, Indicator-Based Information System for Public Health Web Site: <http://health.utah.gov/ibis-ph/>.

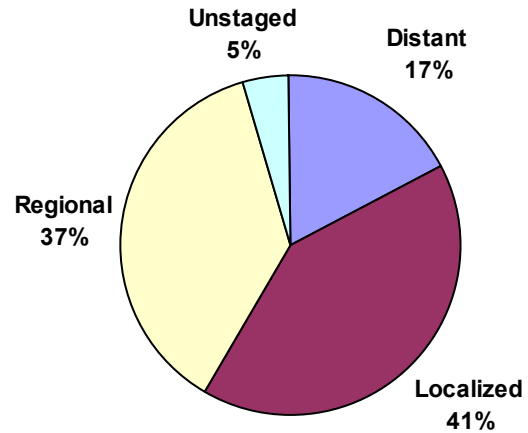
# Colorectal Cancer: Stage of Disease at Diagnosis

Residents of Health District and Utah (Statewide), 1991-2000

## Weber-Morgan Health District

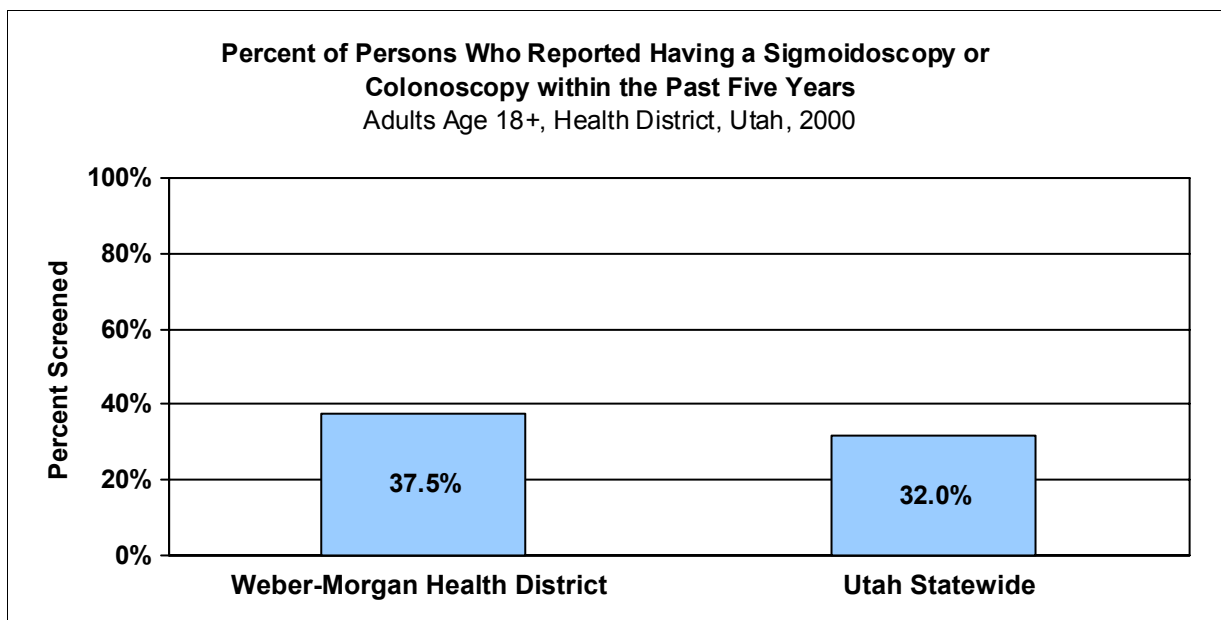


## Utah Statewide



Stage at Diagnosis	Weber-Morgan Health District		Utah	
	Count	Percent	Count	Percent
Localized	276	43.74%	2421	40.70%
Regional	227	35.97%	2219	37.31%
Distant	101	16.01%	1037	17.43%
Unstaged	27	4.28%	271	4.56%

Source: Utah Cancer Registry.



Source: Retrieved 01/2003 from Utah Department of Health, Center for Health Data, Indicator-Based Information System for Public Health Web Site: <http://health.utah.gov/ibis-ph/>.