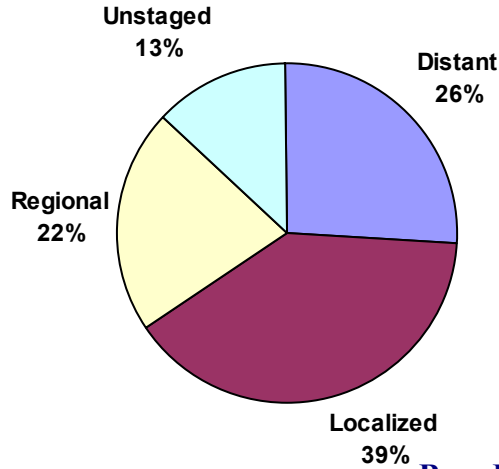


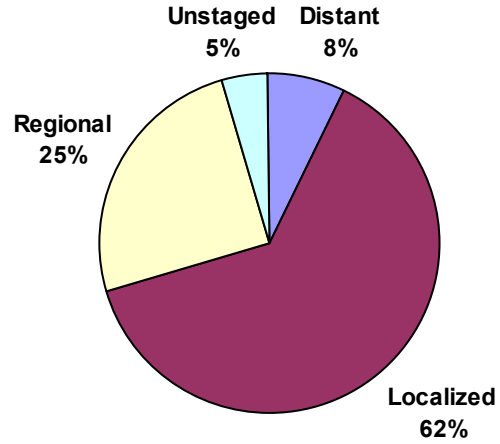
Cervical Cancer: Stage of Disease at Diagnosis

Residents of Health District and Utah (Statewide), 1991-2000

Bear River Health District

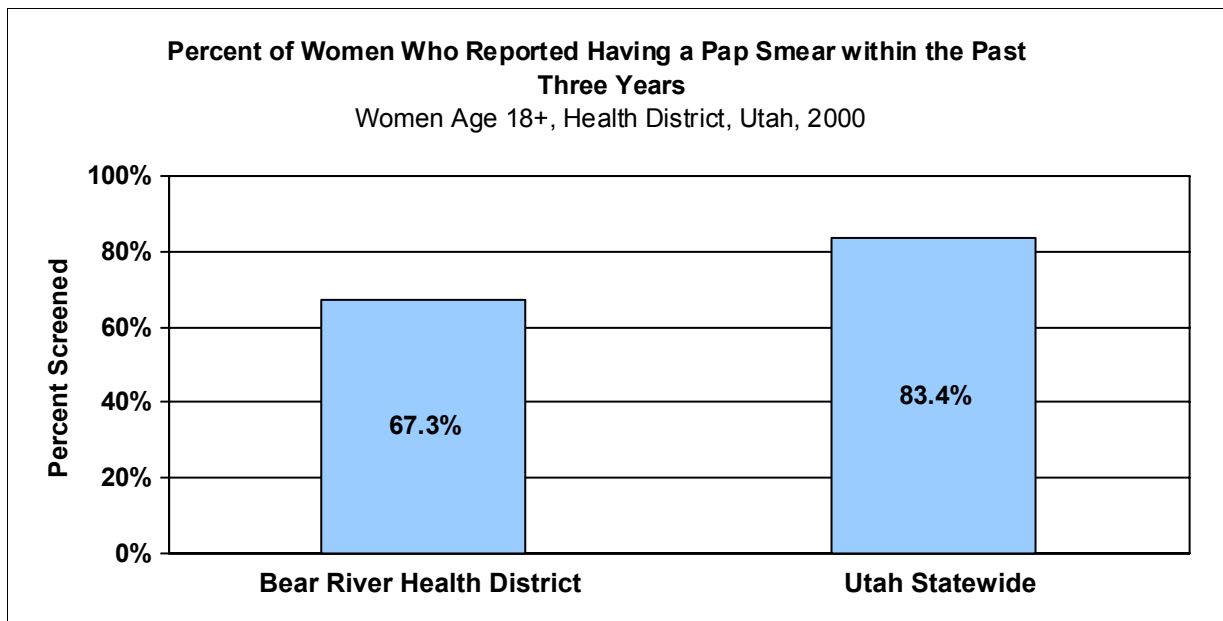


Utah Statewide



Stage at Diagnosis	Bear River Health District		Utah	
	Count	Percent	Count	Percent
Localized	19	67.86%	418	62.76%
Regional	7	25.00%	168	25.23%
Distant	2	7.14%	50	7.51%
Unstaged	0	0.00%	30	4.50%

Source: Utah Cancer Registry.

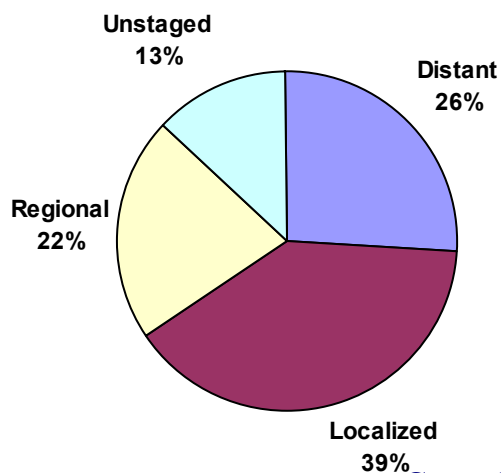


Source: Retrieved 01/2003 from Utah Department of Health, Center for Health Data, Indicator-Based Information System for Public Health Web Site: <http://health.utah.gov/ibis-ph/>.

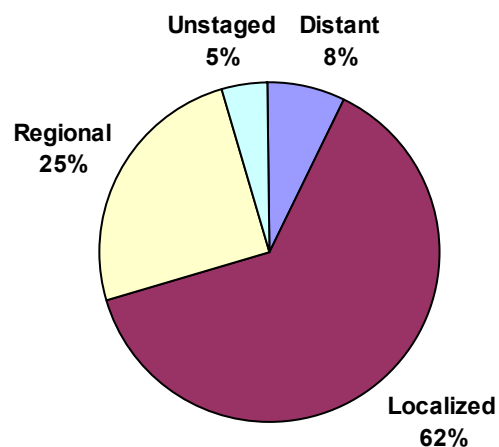
Cervical Cancer: Stage of Disease at Diagnosis

Residents of Health District and Utah (Statewide), 1991-2000

Central Utah Health District

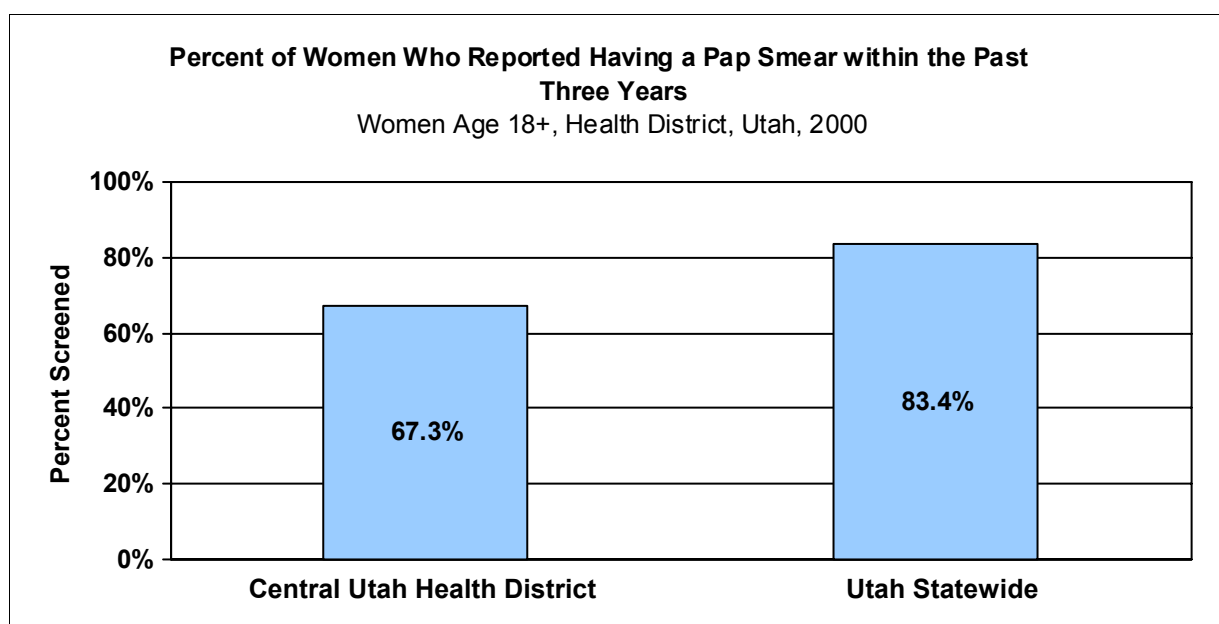


Utah Statewide



Stage at Diagnosis	Count	Percent	Count	Percent
Localized	9	39.13%	418	62.76%
Regional	5	21.74%	168	25.23%
Distant	6	26.09%	50	7.51%
Unstaged	3	13.04%	30	4.50%

Source: Utah Cancer Registry.

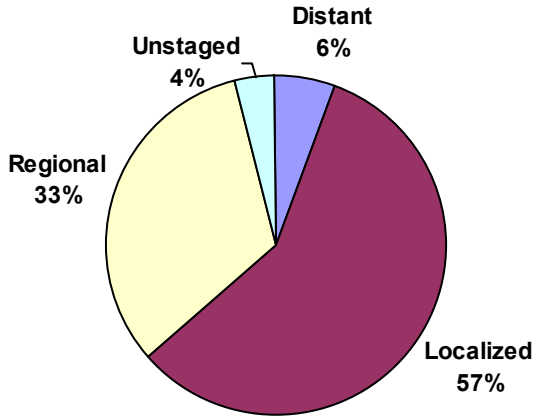


Source: Retrieved 01/2003 from Utah Department of Health, Center for Health Data, Indicator-Based Information System for Public Health Web Site: <http://health.utah.gov/ibis-ph/>.

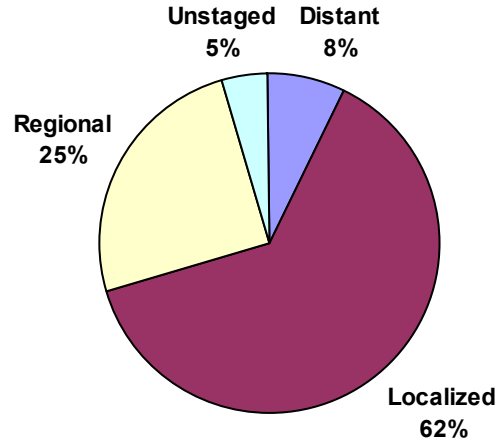
Cervical Cancer: Stage of Disease at Diagnosis

Residents of Health District and Utah (Statewide), 1991-2000

Davis County Health District

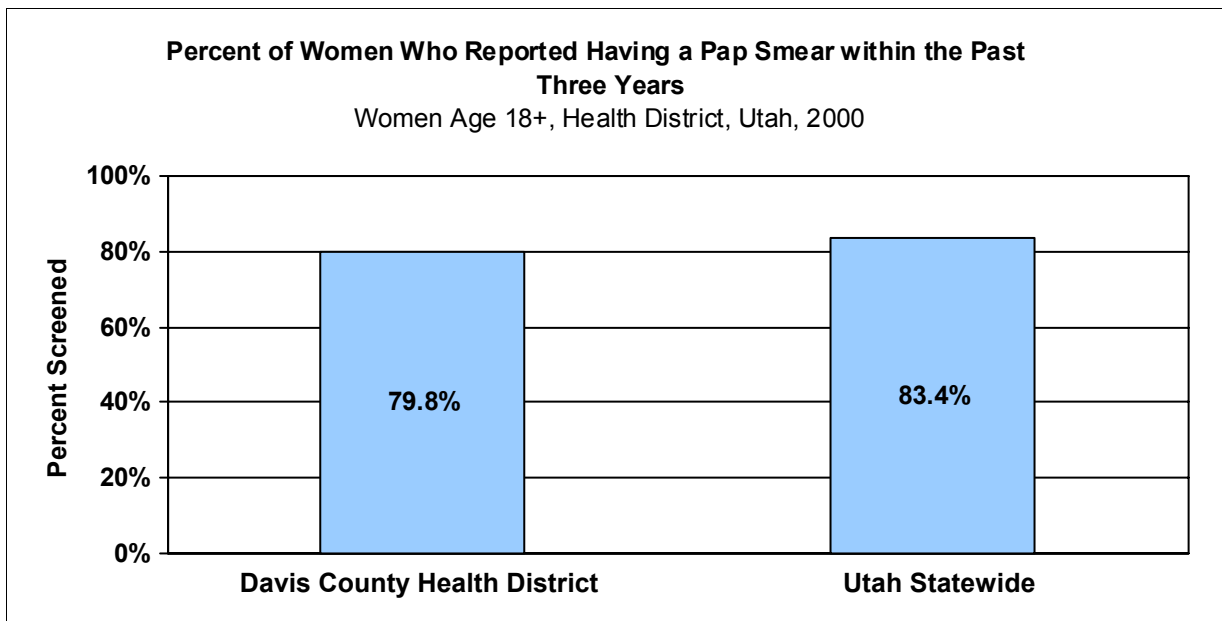


Utah Statewide



Stage at Diagnosis	Davis County Health District		Utah	
	Count	Percent	Count	Percent
Localized	30	57.69%	418	62.76%
Regional	17	32.69%	168	25.23%
Distant	3	5.77%	50	7.51%
Unstaged	2	3.85%	30	4.50%

Source: Utah Cancer Registry.

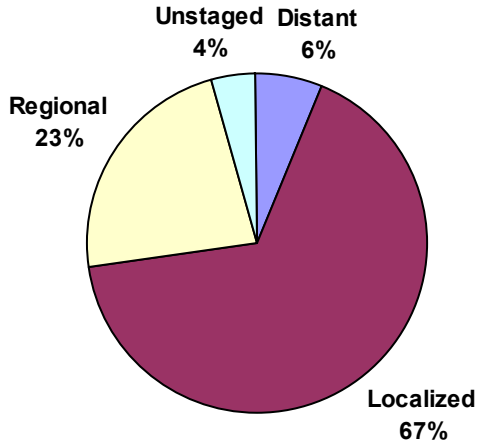


Source: Retrieved 01/2003 from Utah Department of Health, Center for Health Data, Indicator-Based Information System for Public Health Web Site: <http://health.utah.gov/ibis-ph/>.

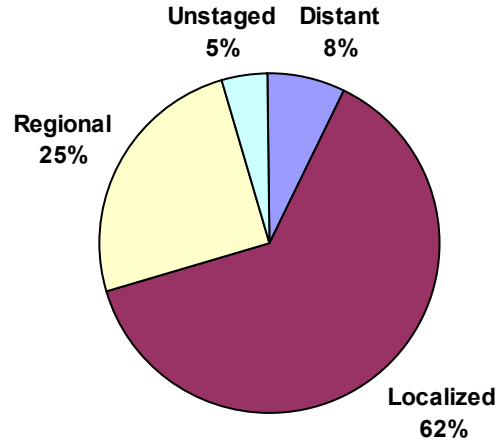
Cervical Cancer: Stage of Disease at Diagnosis

Residents of Health District and Utah (Statewide), 1991-2000

Salt Lake County Health District

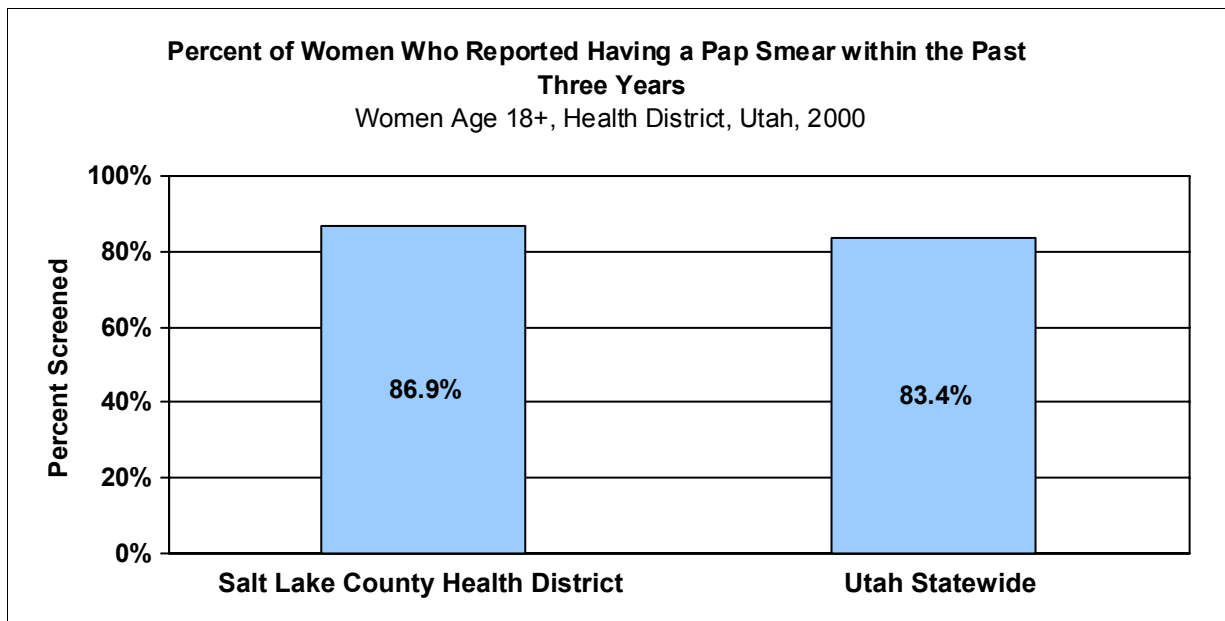


Utah Statewide



Stage at Diagnosis	Salt Lake County Health District		Utah	
	Count	Percent	Count	Percent
Localized	215	65.95%	418	62.76%
Regional	76	23.31%	168	25.23%
Distant	21	6.44%	50	7.51%
Unstaged	14	4.29%	30	4.50%

Source: Utah Cancer Registry.

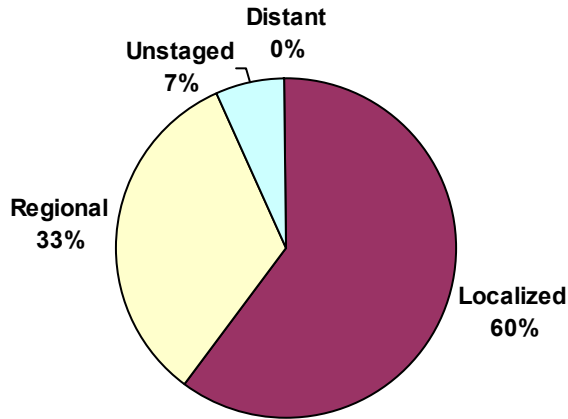


Source: Retrieved 01/2003 from Utah Department of Health, Center for Health Data, Indicator-Based Information System for Public Health Web Site: <http://health.utah.gov/ibis-ph/>.

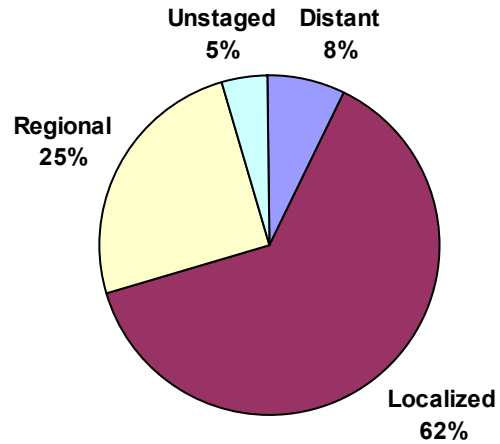
Cervical Cancer: Stage of Disease at Diagnosis

Residents of Health District and Utah (Statewide), 1991-2000

Southeastern Health District

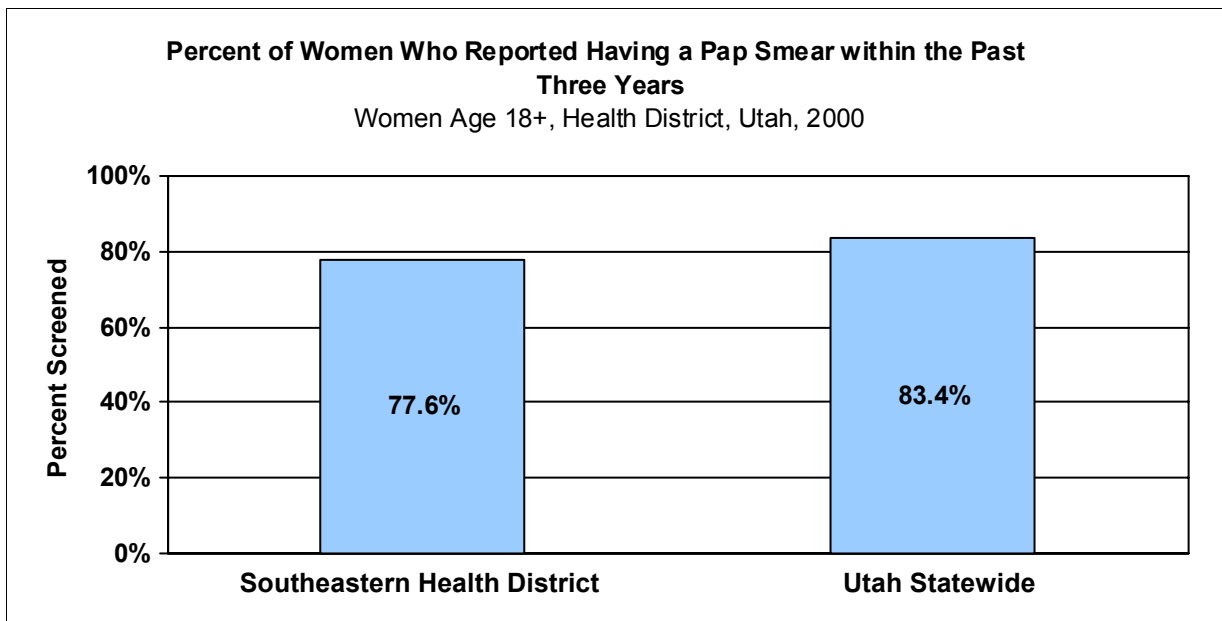


Utah Statewide



Stage at Diagnosis	Southeastern Health District		Utah	
	Count	Percent	Count	Percent
Localized	18	60.00%	418	62.76%
Regional	10	33.33%	168	25.23%
Distant	0	0.00%	50	7.51%
Unstaged	2	6.67%	30	4.50%

Source: Utah Cancer Registry.

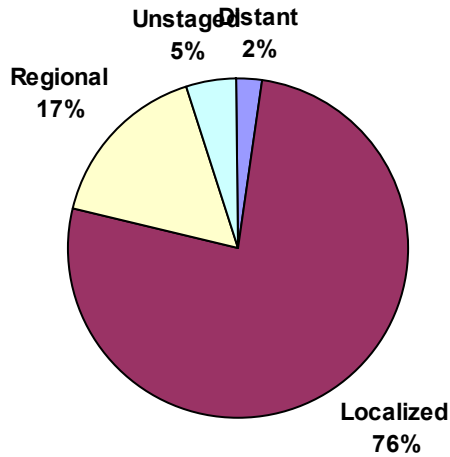


Source: Retrieved 01/2003 from Utah Department of Health, Center for Health Data, Indicator-Based Information System for Public Health Web Site: <http://health.utah.gov/ibis-ph/>.

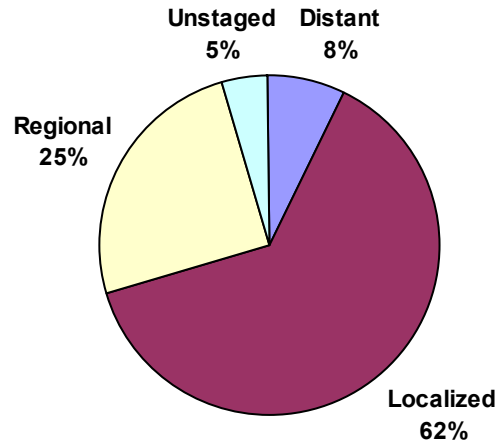
Cervical Cancer: Stage of Disease at Diagnosis

Residents of Health District and Utah (Statewide), 1991-2000

Southwest Utah Health District

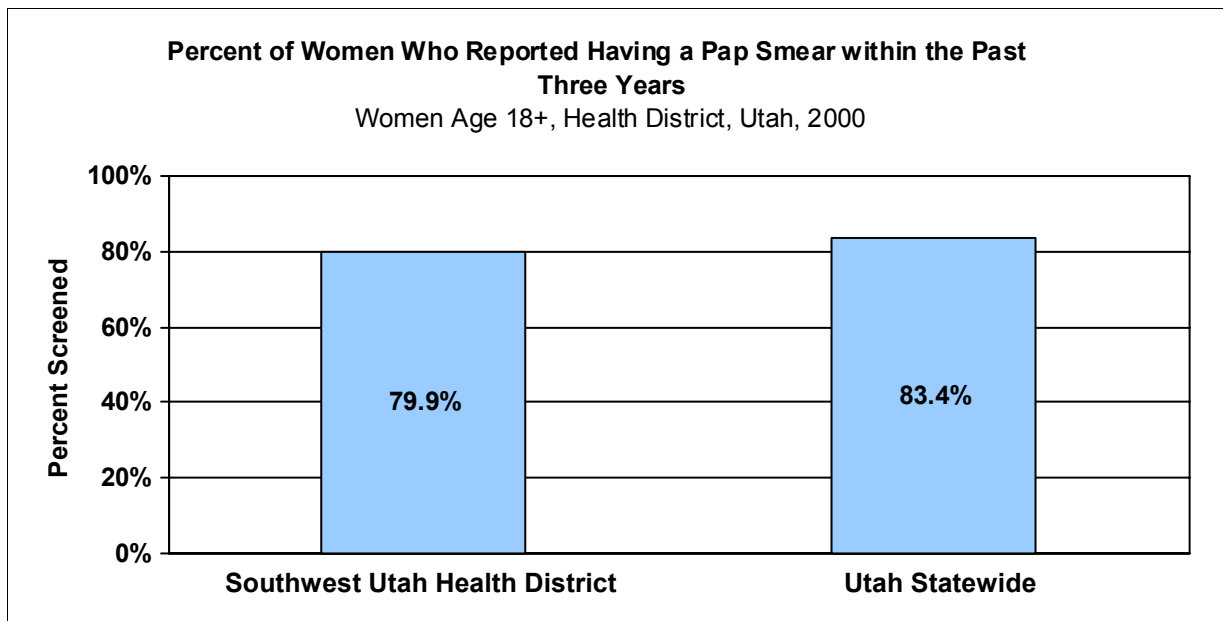


Utah Statewide



Stage at Diagnosis	Southwest Utah Health District		Utah	
	Count	Percent	Count	Percent
Localized	32	76.19%	418	62.76%
Regional	7	16.67%	168	25.23%
Distant	1	2.38%	50	7.51%
Unstaged	2	4.76%	30	4.50%

Source: Utah Cancer Registry.

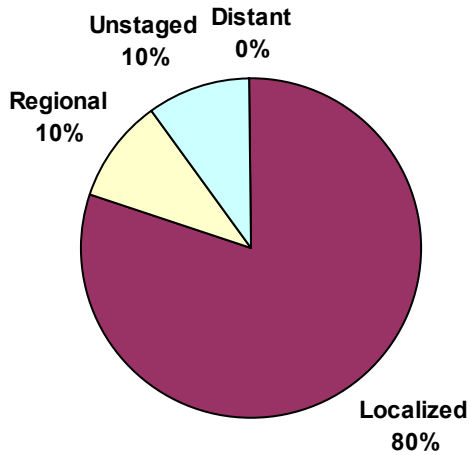


Source: Retrieved 01/2003 from Utah Department of Health, Center for Health Data, Indicator-Based Information System for Public Health Web Site: <http://health.utah.gov/ibis-ph/>.

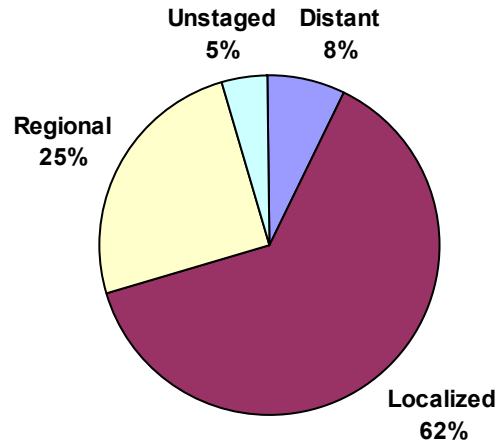
Cervical Cancer: Stage of Disease at Diagnosis

Residents of Health District and Utah (Statewide), 1991-2000

Summit County Health District

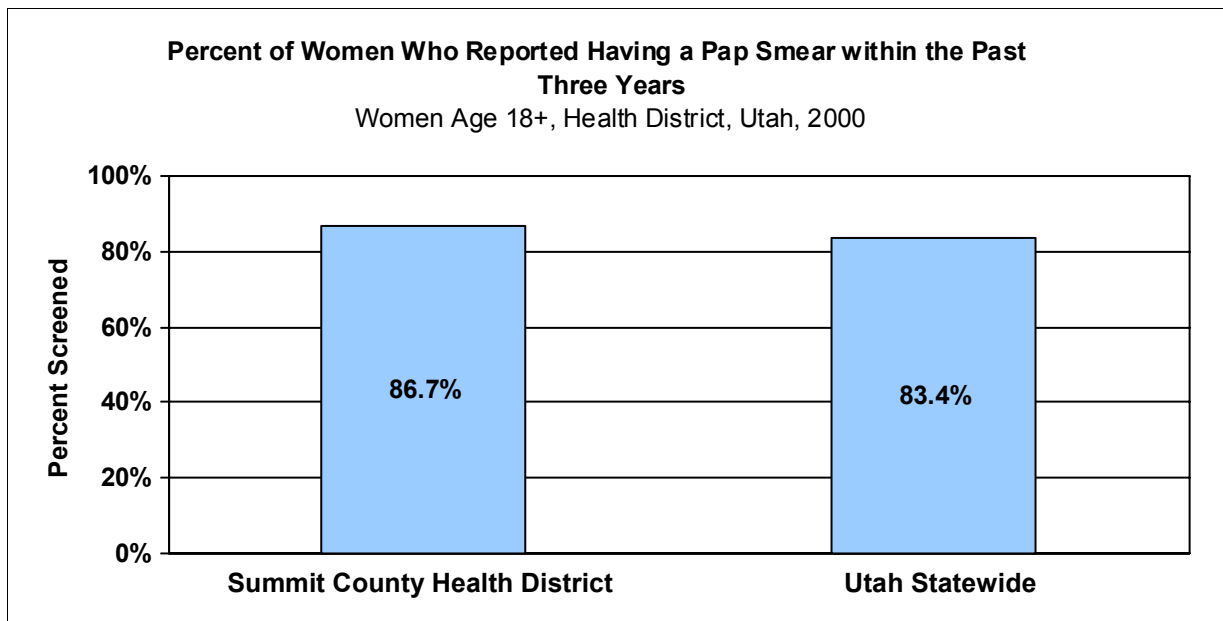


Utah Statewide



Stage at Diagnosis	Summit County Health District		Utah	
	Count	Percent	Count	Percent
Localized	8	80.00%	418	62.76%
Regional	1	10.00%	168	25.23%
Distant	0	0.00%	50	7.51%
Unstaged	1	10.00%	30	4.50%

Source: Utah Cancer Registry.

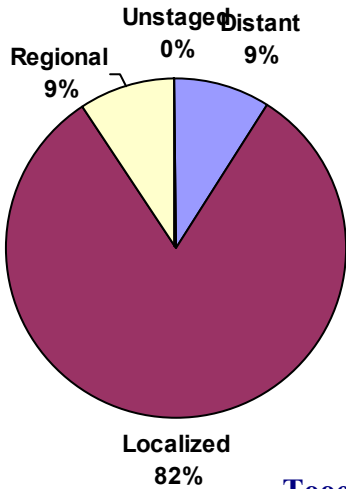


Source: Retrieved 01/2003 from Utah Department of Health, Center for Health Data, Indicator-Based Information System for Public Health Web Site: <http://health.utah.gov/ibis-ph/>.

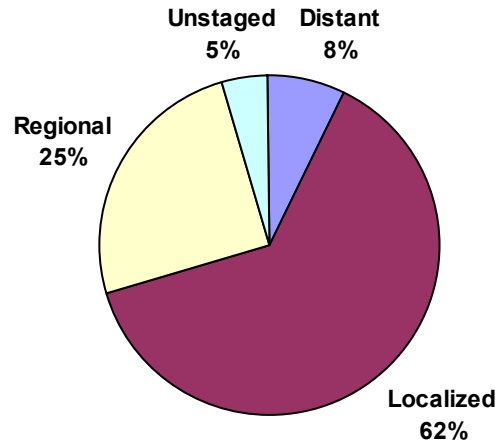
Cervical Cancer: Stage of Disease at Diagnosis

Residents of Health District and Utah (Statewide), 1991-2000

Tooele County Health District

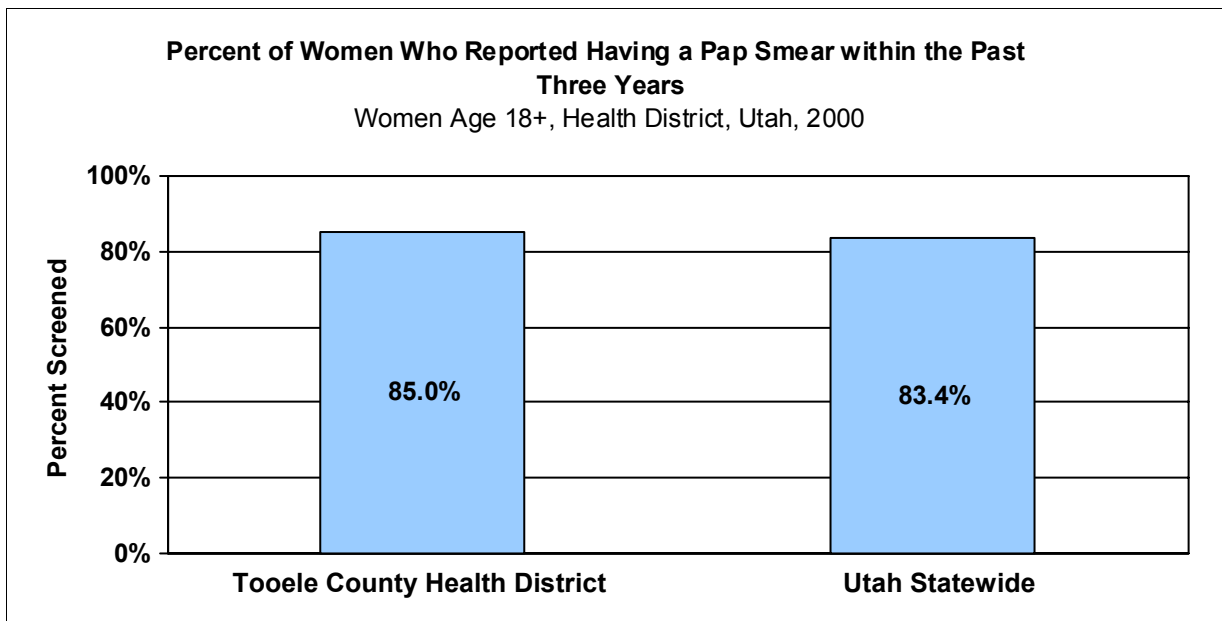


Utah Statewide



Stage at Diagnosis	Tooele County Health District		Utah	
	Count	Percent	Count	Percent
Localized	9	81.82%	418	62.76%
Regional	1	9.09%	168	25.23%
Distant	1	9.09%	50	7.51%
Unstaged	0	0.00%	30	4.50%

Source: Utah Cancer Registry.

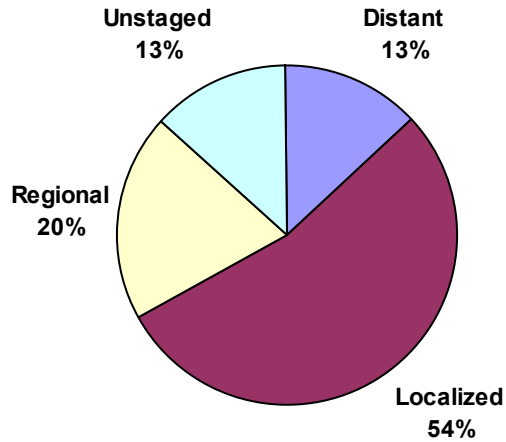


Source: Retrieved 01/2003 from Utah Department of Health, Center for Health Data, Indicator-Based Information System for Public Health Web Site: <http://health.utah.gov/ibis-ph/>.

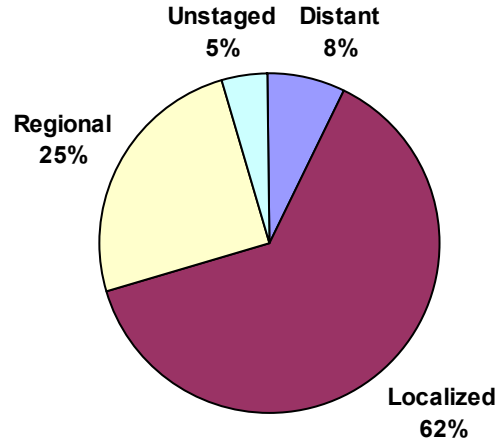
Cervical Cancer: Stage of Disease at Diagnosis

Residents of Health District and Utah (Statewide), 1991-2000

Tri-County Health District

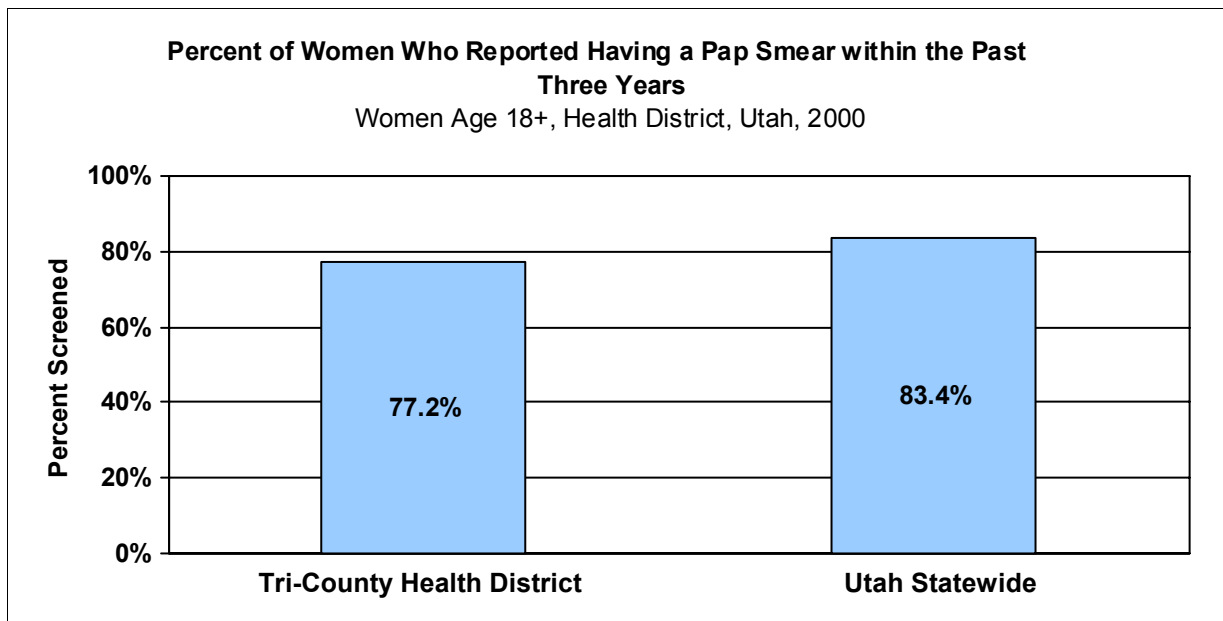


Utah Statewide



Stage at Diagnosis	Tri-County Health District		Utah	
	Count	Percent	Count	Percent
Localized	8	53.33%	418	62.76%
Regional	3	20.00%	168	25.23%
Distant	2	13.33%	50	7.51%
Unstaged	2	13.33%	30	4.50%

Source: Utah Cancer Registry.

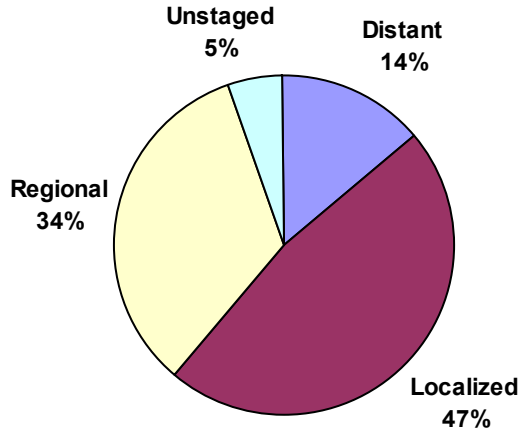


Source: Retrieved 01/2003 from Utah Department of Health, Center for Health Data, Indicator-Based Information System for Public Health Web Site: <http://health.utah.gov/ibis-ph/>.

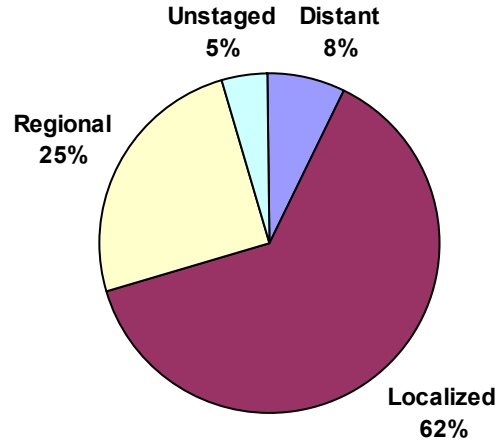
Cervical Cancer: Stage of Disease at Diagnosis

Residents of Health District and Utah (Statewide), 1991-2000

Utah County Health District

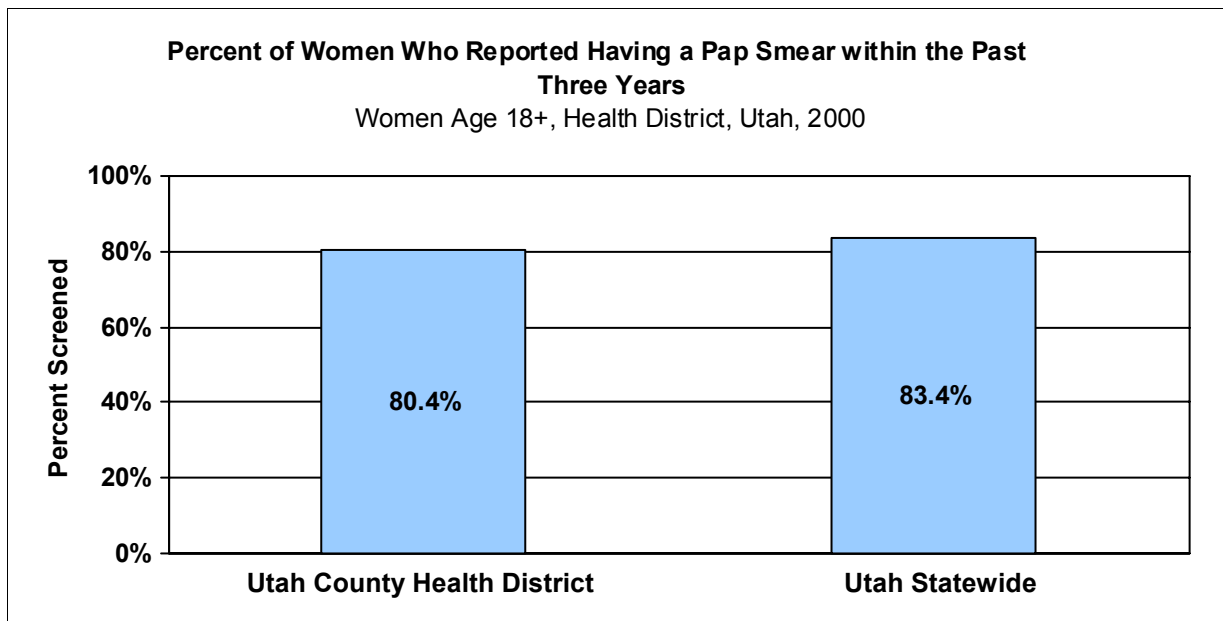


Utah Statewide



Stage at Diagnosis	Utah County Health District		Utah	
	Count	Percent	Count	Percent
Localized	26	46.43%	418	62.76%
Regional	19	33.93%	168	25.23%
Distant	8	14.29%	50	7.51%
Unstaged	3	5.36%	30	4.50%

Source: Utah Cancer Registry.

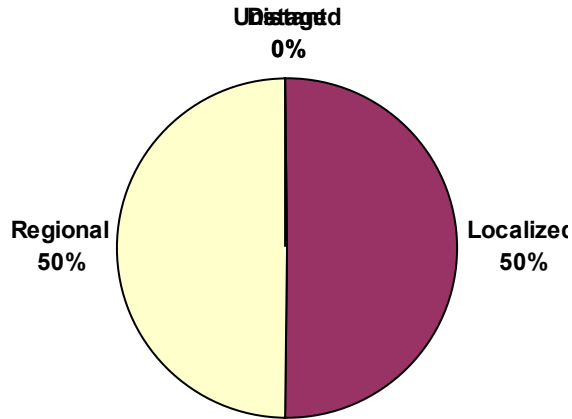


Source: Retrieved 01/2003 from Utah Department of Health, Center for Health Data, Indicator-Based Information System for Public Health Web Site: <http://health.utah.gov/ibis-ph/>.

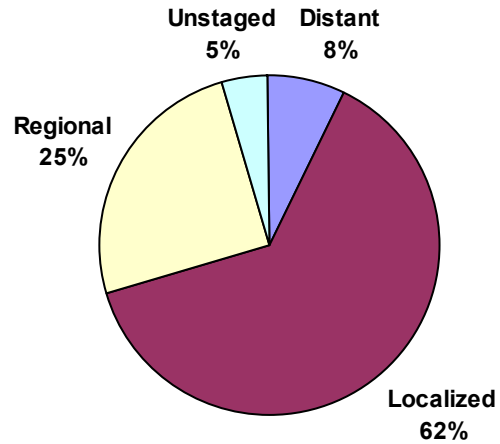
Cervical Cancer: Stage of Disease at Diagnosis

Residents of Health District and Utah (Statewide), 1991-2000

Wasatch County Health District

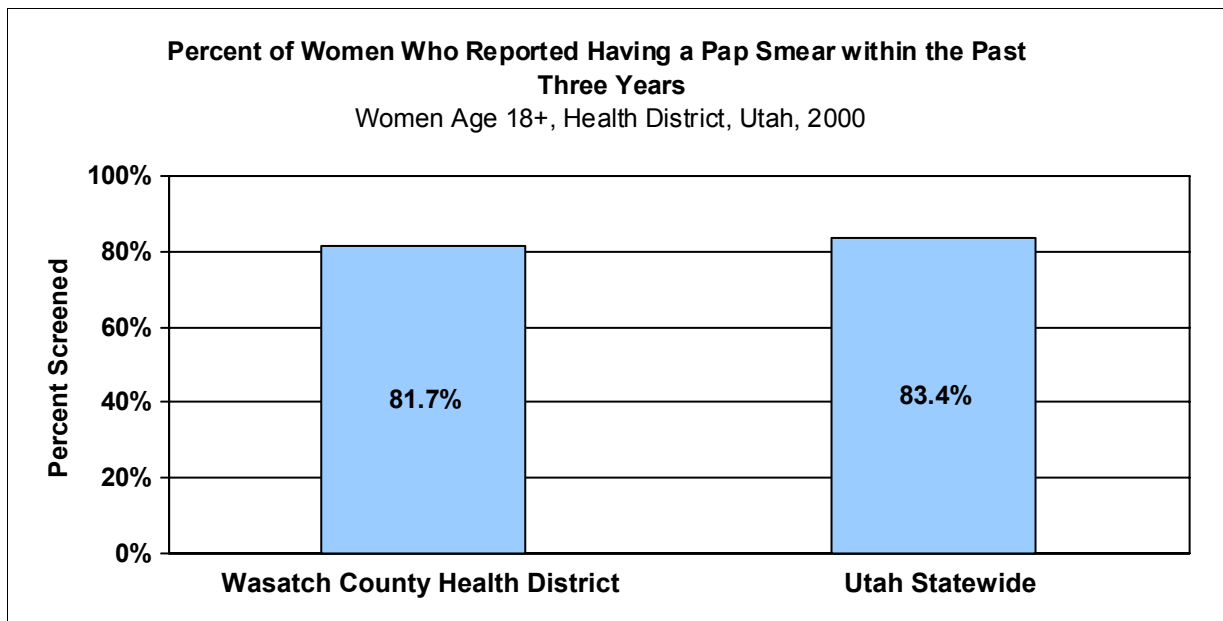


Utah Statewide



Stage at Diagnosis	Wasatch County Health District		Utah	
	Count	Percent	Count	Percent
Localized	1	50.00%	418	62.76%
Regional	1	50.00%	168	25.23%
Distant	0	0.00%	50	7.51%
Unstaged	0	0.00%	30	4.50%

Source: Utah Cancer Registry.

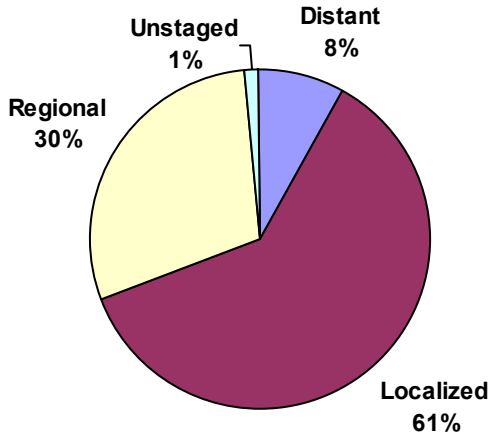


Source: Retrieved 01/2003 from Utah Department of Health, Center for Health Data, Indicator-Based Information System for Public Health Web Site: <http://health.utah.gov/ibis-ph/>.

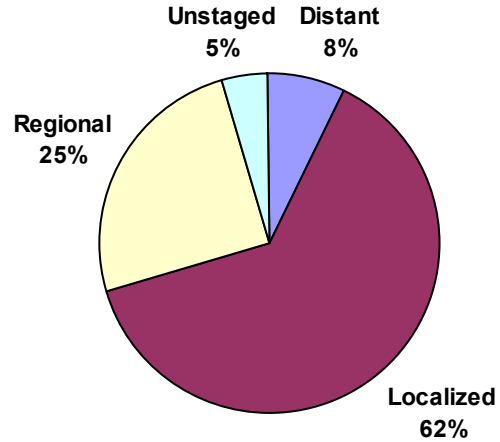
Cervical Cancer: Stage of Disease at Diagnosis

Residents of Health District and Utah (Statewide), 1991-2000

Weber-Morgan Health District

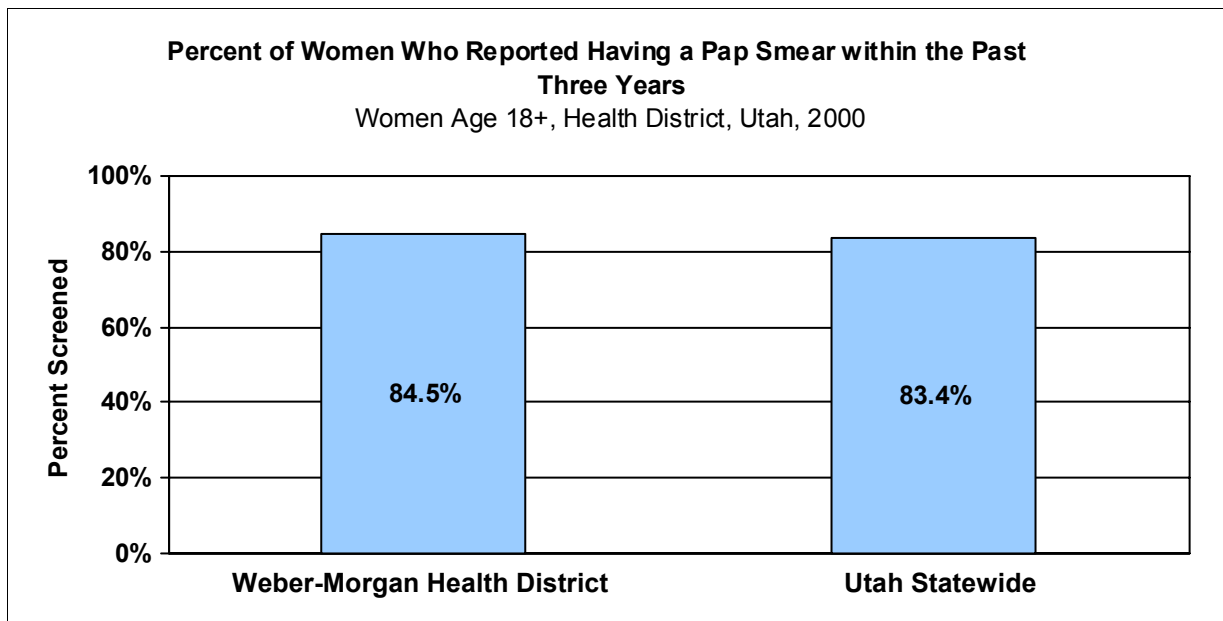


Utah Statewide



Stage at Diagnosis	Weber-Morgan Health District		Utah	
	Count	Percent	Count	Percent
Localized	43	60.56%	418	62.76%
Regional	21	29.58%	168	25.23%
Distant	6	8.45%	50	7.51%
Unstaged	1	1.41%	30	4.50%

Source: Utah Cancer Registry.



Source: Retrieved 01/2003 from Utah Department of Health, Center for Health Data, Indicator-Based Information System for Public Health Web Site: <http://health.utah.gov/ibis-ph/>.